

Improving and extending Dutch statistics on Healthy Life Expectancy

Jan-Willem Bruggink
Statistics Netherlands
REVES, 19 May 2010



This presentation

The evaluation of Dutch statistics on HLE

- Which data are available now?
- Why evaluate our activities?
- And how

Main outcomes and discussion

- How to operationalise disease free LE
- How to incorporate severity levels into the disability free LE

Further discussion



Dutch statistics on HLE

Using Sullivan's method:

- life expectancy in good perceived health
- life expectancy in good mental health (new)
- life expectancy without chronic morbidity
- life expectancy without physical disability

- hle by socio-economic status
 - Education (time series available now)
 - Income (new)

Used by researchers, policy makers and media

REVES 2010, Jan-Willem Bruggink, Statistics Netherlands



Evaluation

- Why do we (Statistics Netherlands, SN) do the things the way we do?
- SN makes these statistics since a few years
- Now is a good moment for evaluation
- Motto: “towards better health expectancies”



Evaluation by Dutch HLE-experts

- Use our own knowledge to think about possible improvements and extensions
- Also ask external users for a critical opinion
 - Provide them with a document which describes the currently available figures and the way they are calculated and presented
 - Ask them to provide comments on every aspect they consider relevant
 - Ask for new ideas

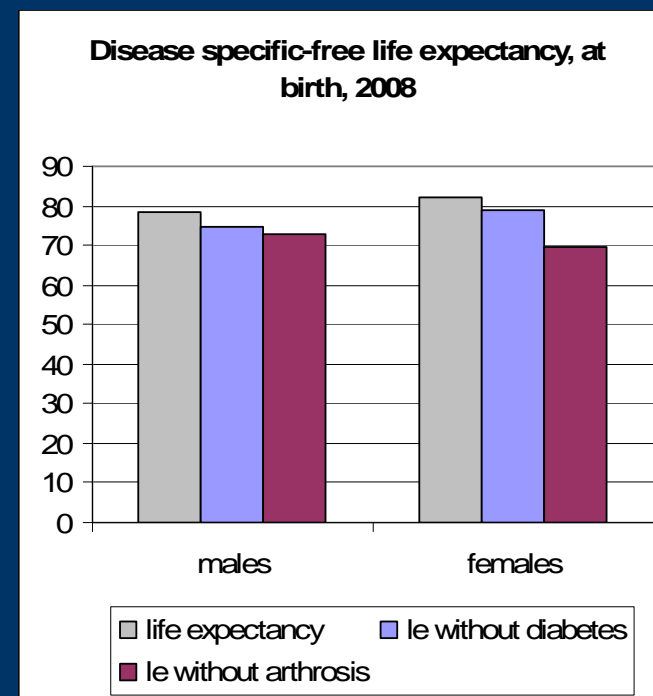
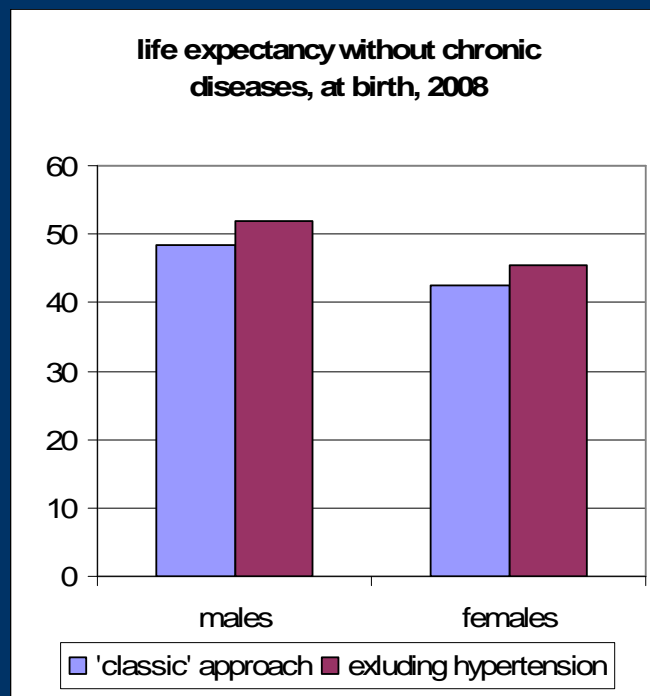


Main outcomes evaluation (1)

- reconsider the inclusion of hypertension in the calculation of morbidity free life expectancy
- what we do now:
 - A list of 12 diseases/disorders including hypertension
 - Respondent has 1 or more diseases → unhealthy
- changes due to evaluation outcomes
 - Our intention now is to (also) provide figures on morbidity free le without including hypertension
 - Disease specific life expectancies?



Alternative calculations of disease free life expectancy



LE without chronic morbidity

Should we use a list of diseases?			Yes	No	
If we use a list, which diseases should be included?					
<i>Disease</i>	<i>Now</i>	<i>?</i>	<i>Disease</i>	<i>Now</i>	<i>?</i>
Asthma, bronchitis, CARA	Yes		Myocardial infarction	Yes	
Hypertension	Yes		Other heart disorder	Yes	
Migraine, serious headache	Yes		Narrowing of blood vessels	No	
Diabetes	Yes		Psoriasis	No	
Cancer	Yes		Chronic eczema	No	
Stroke, haemorrhage, CVA	Yes		Dizziness with falling	No	
Disorder back	Yes		Incontinence	No	
Disorder intestines	Yes		Disorder neck/shoulder	No	
Arthritis	Yes		Disorder elbow/wrist/hands	No	
Arthrosis	Yes		Other chronic disease	No	

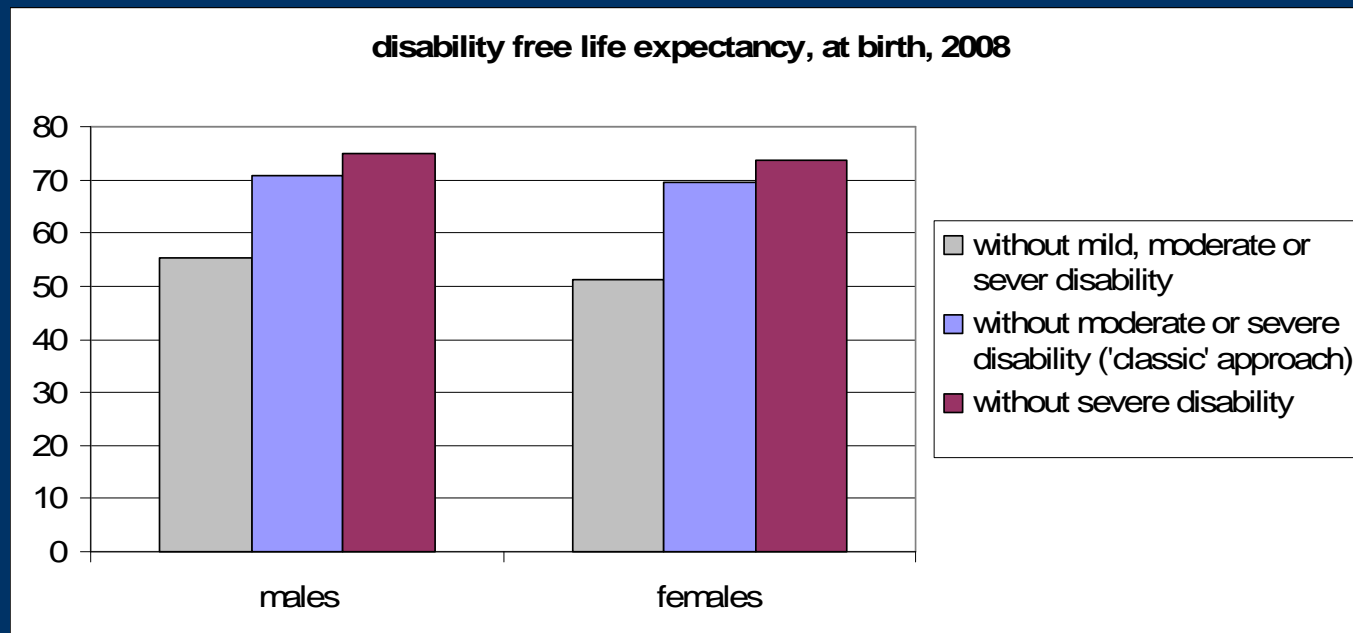


Main outcomes of evaluation (2)

- introduce severity levels in the HLE's, especially for disability free life expectancy
- what we do now
 - 7 OECD questions: hearing, seeing, moving
 - At least one moderate or severe limitation
- how to introduce severity levels?
 - Mild, moderate and severe
 - Number of limitations?
 - Every type of limitation the same weight?
 - Include ADL?



Alternative calculations of disability free life expectancy



Limitations (OECD-indicator)

Questions:

- Be able to follow a conversation in a group of three or more persons (with hearing aid, if needed)
- Have a conversation with one person (with hearing aid, if needed)
- Read the small print in the newspaper (with glasses or contact lenses, if needed)
- Recognise somebody's face at a distance of 4 metres (with glasses or contact lenses, if needed)
- Carry an object of 5 kilogram's, for instance a shopping bag, over a distance of 10 metres
- Pick up something form the floor from an upright position
- Walk 400 metres without stopping (with a stick, if needed)

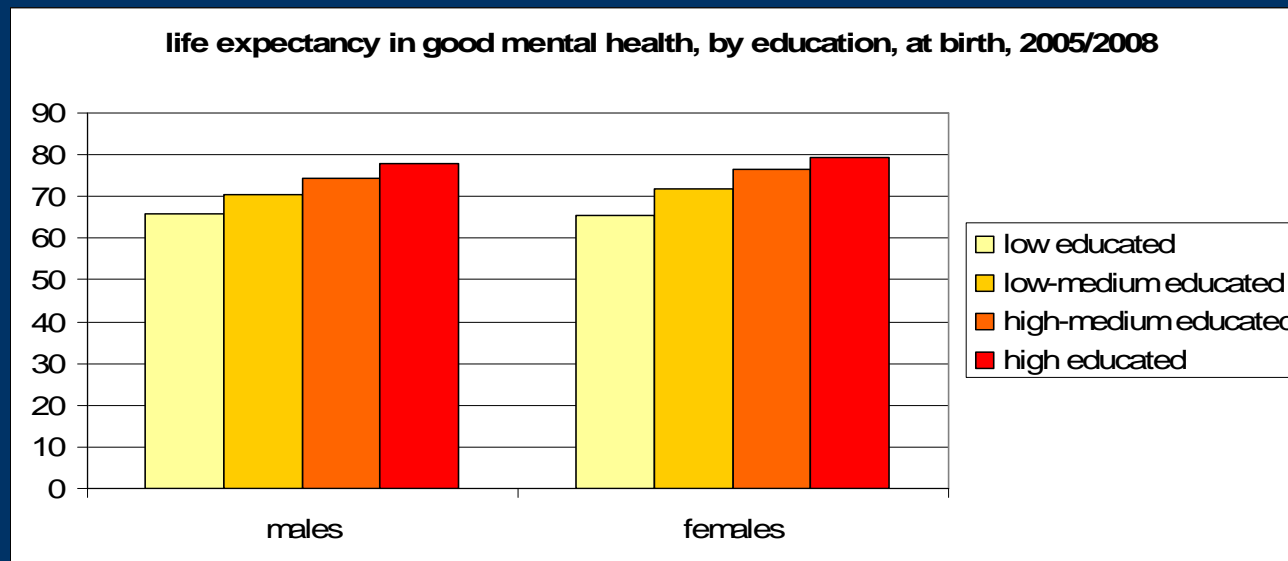
Answer categories:

- With no diffuculty, some difficulty, a lot of difficulty, not at all



Main outcomes of evaluation (3)

–calculation of life expectancy in good mental health by socio-economic status



And many more (small) extensions and improvements

REVES 2010, Jan-Willem Bruggink, Statistics Netherlands



Concluding remarks

- Dutch statistics on HLE are widely used
- Still room for extension and improvement
- Using expert-opinions from outside the own organisation gives refreshing insights

Implementation of evaluation outcomes in 2010 and 2011



Cartoon on hle by ses in Dutch press



Old man: "if you are highly educated you get older and you life longer in good health".

Dr Sigmund: "that's right"

Old man: "But I did only have primary education. Nevertheless I am already 97 years old and still in very good health"

Dr Sigmund: "yeah"

Dr Sigmund: "Just imagine how good the education system was in those days!"

