

# 23<sup>rd</sup> REVES meeting

## Paris, May 25-27<sup>th</sup>, 2011

### Health expectancy in Palestine 2006

Khaled MA Qalalwa, Palestinian Central Bureau of Statistics

Marwan Khawaja, UN Economic and Social Commission for Western Asia

Henrik Brønnum-Hansen, National Institute of Public Health



Palestinian National Authority

Palestinian Central Bureau of Statistics



# Agenda

- History of Palestine
- Sociodemographic indicators
- Family Health Survey 2006
- Survey Questions
- Health Expectancy Estimations
- Discussion

## Palestinian and Jewish land 1946



# Palestinian loss of land 1946 to 2000

UN Partition plan 1947

Palestinian and Jewish land 1946





# Palestinian loss of land 1946 to 2000

Palestinian and Jewish land 1946

UN Partition plan 1947

1949 - 1967



# Palestinian loss of land 1946 to 2000

Palestinian and Jewish land 1946

UN Partition plan 1947

1949 - 1967

2000



# Palestinians Have Two Cancers; The Cancers of Settlement and disease

- Total area 27,000 Km<sup>2</sup>.
- Israel control 6% before UN resolution for partition of Palestine in 1947.
- UN resolution gave Israel 50%.
- Separation Wall swallows 13%
- Now, Israel control 85%.
- Gaza is the most crowded area over the World (about 4300 individuals per km<sup>2</sup>, while in Israel it is 350 individuals).

# Sociodemographic Indicators (2006)

- Total Population: 3,611,998
- Half of population is under 14 years and 3% over 60+
- Crude Birth Rate:36.7
- Crude Death Rate:3.9
- Child Mortality Rate: 28.7
- Life Expectancy at Birth M\F:71.7\73.2
- Total Fertility Rate:4.6
- Maternal Mortality Rate: 30-40
- Illiteracy Rate: 6.5%
- GDP (\$ million): 4,322.3
- Health Expenditure out of GDP: 14%



# Family Health Survey(2006)

- Sample size : 13,238 households
- Women 15-54 years : 10,830
- Children under five: 10,318
- Youth 15-29 years: 7,470
- Elderly 60+: 1,722
- Response rate: 88%
- Four models questionnaire; household model, chronic disease and reproductive health model, youth not married model, and elderly model.

# Survey Questions

- **Chronic diseases:** Does (name) have any disease according to a medical diagnosis and receive treatment continuously? (20 diseases)
- **Disability:** Does (name) have any physical or mental condition or any other health condition lasting or may last for 6 months or more, which restricts his/her ability to carry out daily life activities in a regular way as a normal person in the same age?
- **Self- rated health:** how do you evaluate you health status in general? (excellent, very good, moderate, less than good, bad)
- **Scope of Satisfaction :** To which extent you are satisfied with your health status? (very satisfied, satisfied, not satisfied and not unsatisfied, unsatisfied, very unsatisfied)

# Method for Health Expectancy estimation

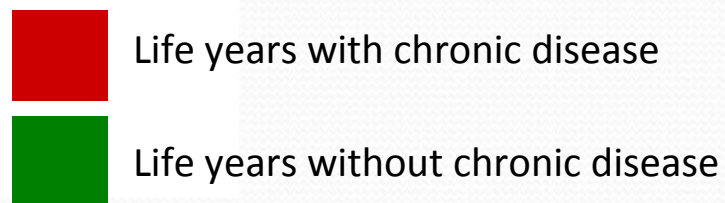
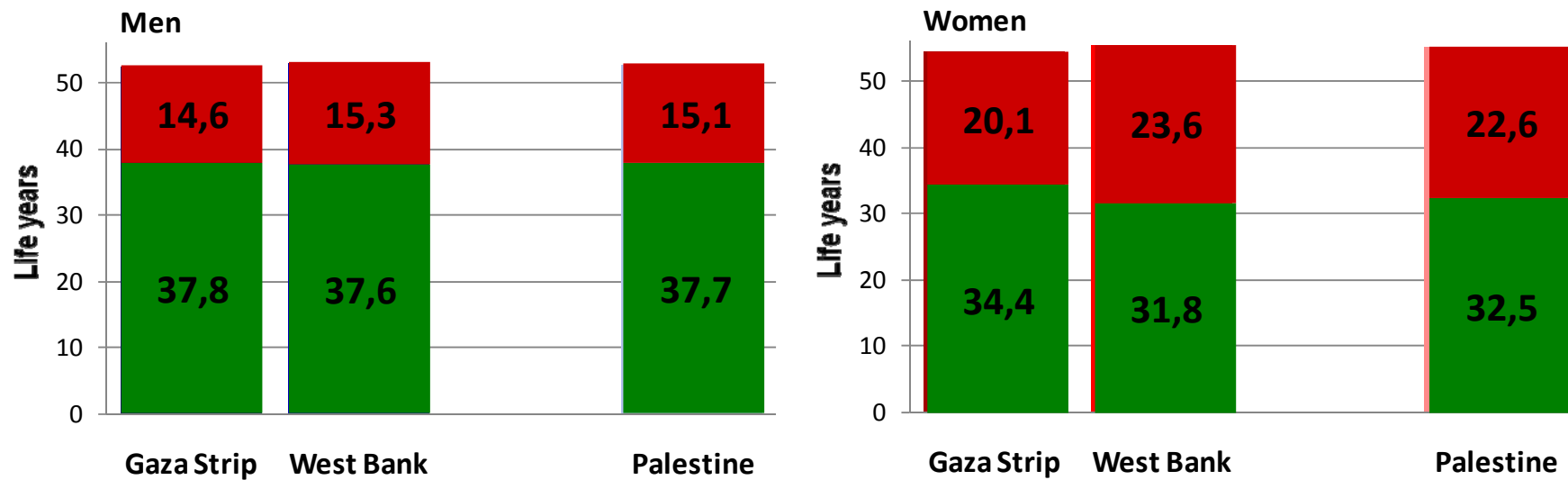
## The Sullivan method



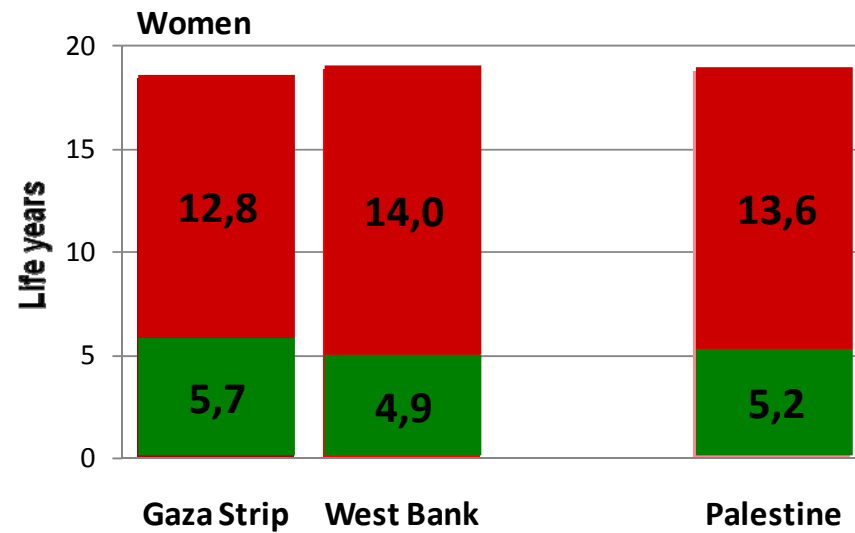
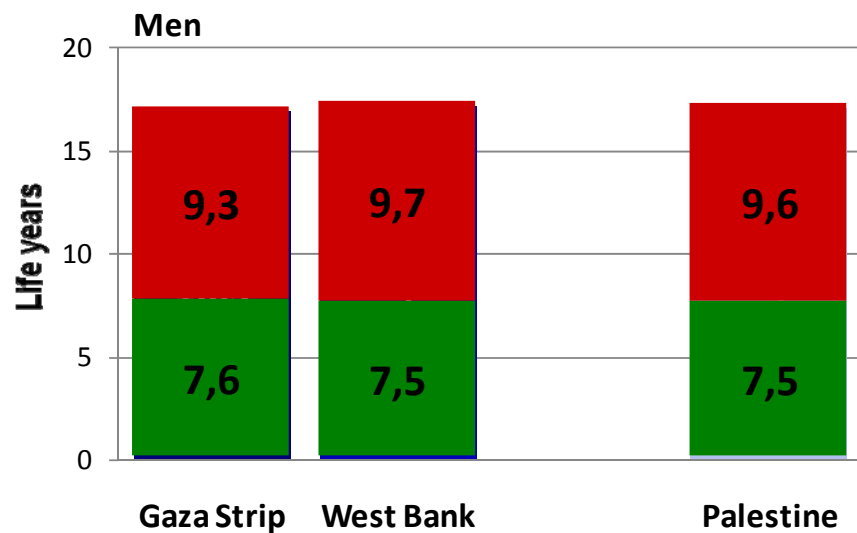
# Chronic disease



## Life expectancy at age 20 in the Occupied Palestinian Territory 2006 by lifetime without and with chronic disease



## Life expectancy at age 60 in the Occupied Palestinian Territory 2006 by lifetime without and with chronic disease



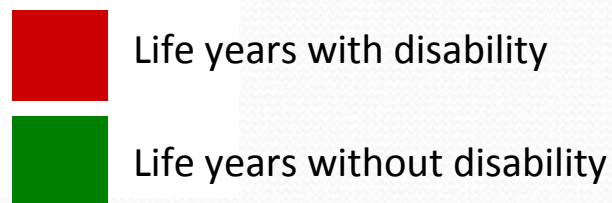
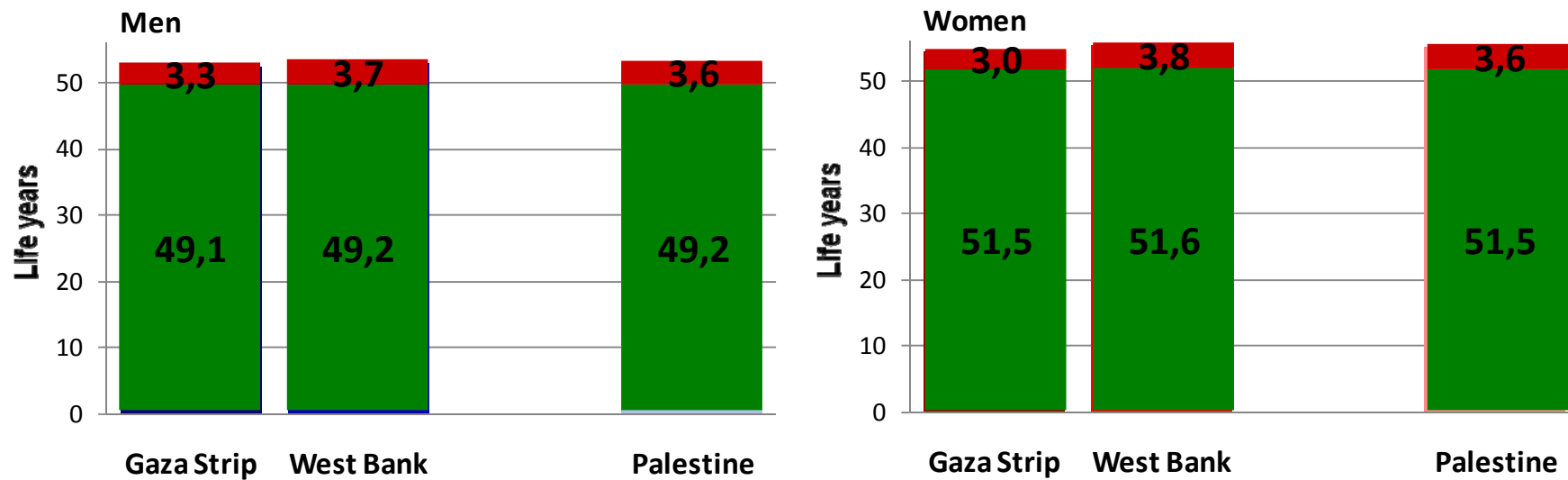
Life years with chronic disease



Life years without chronic disease

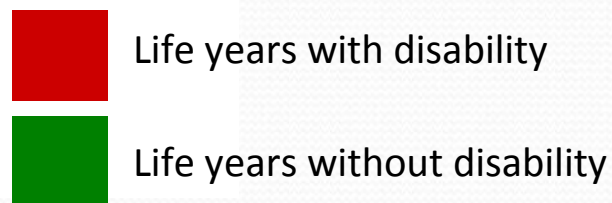
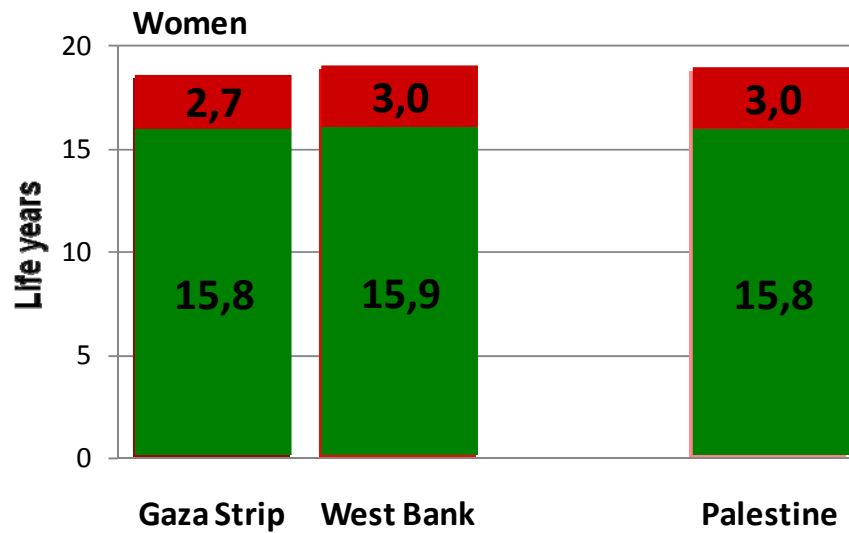
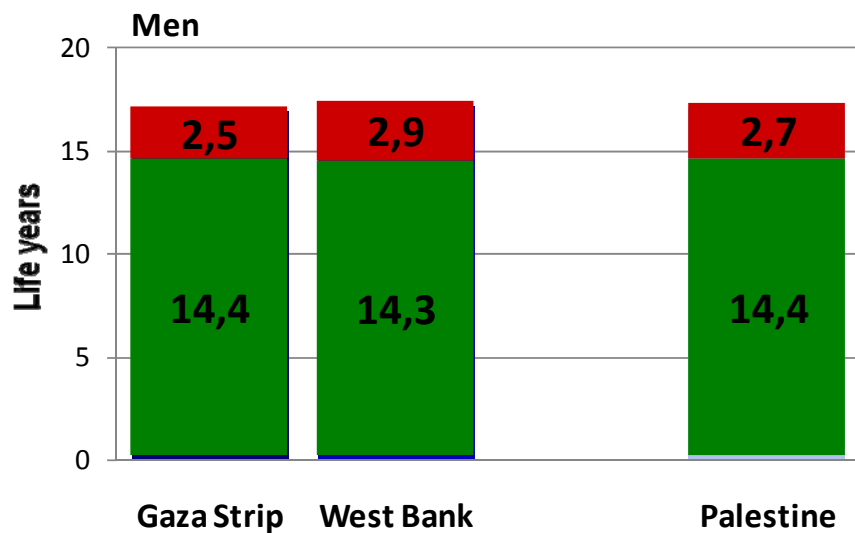
# Disability

## Life expectancy at age 20 in the Occupied Palestinian Territory 2006 by lifetime without and with disability





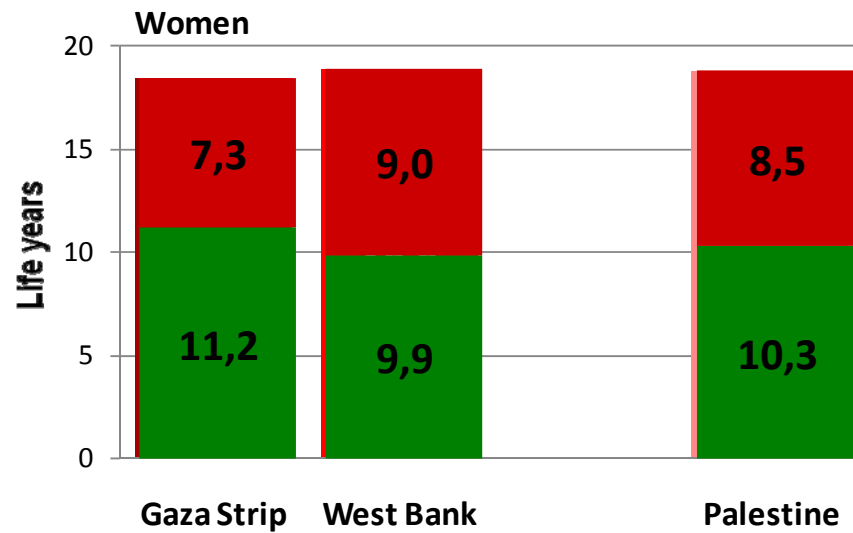
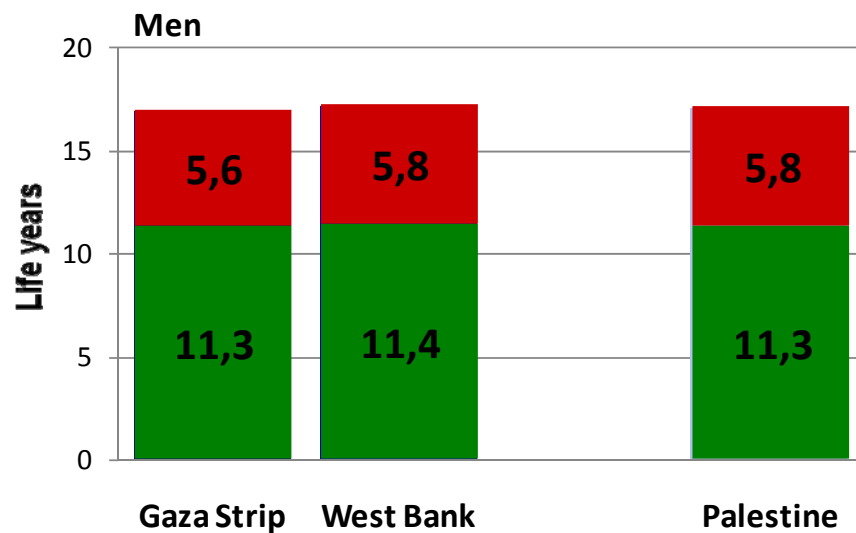
## Life expectancy at age 60 in the Occupied Palestinian Territory 2006 by lifetime without and with disability





# Self-rated health

## Life expectancy at age 60 in the Occupied Palestinian Territory 2006 by lifetime in good and in less than good health



Life years in self-rated less than good health



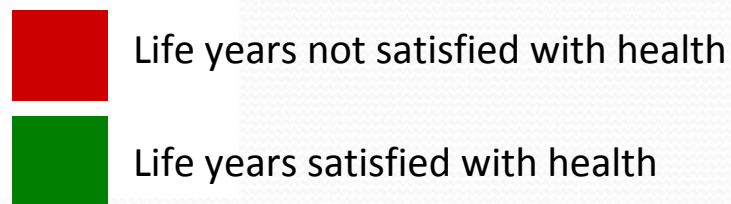
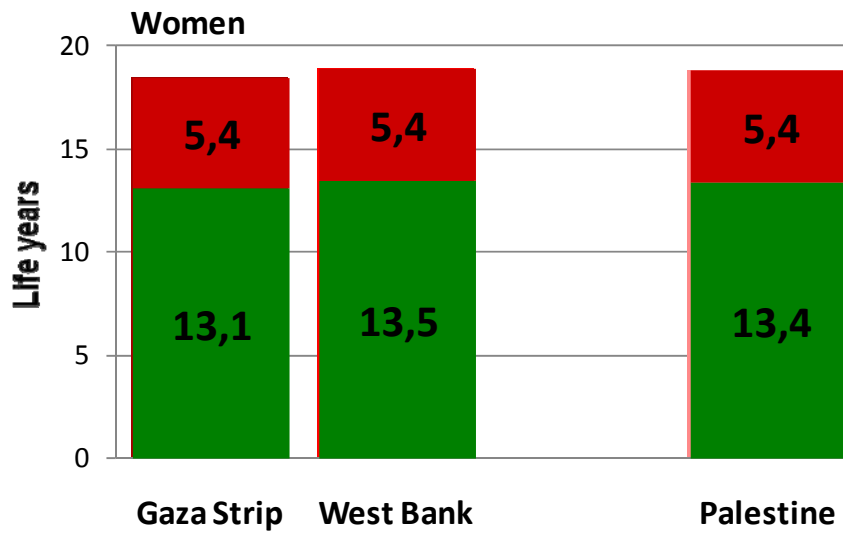
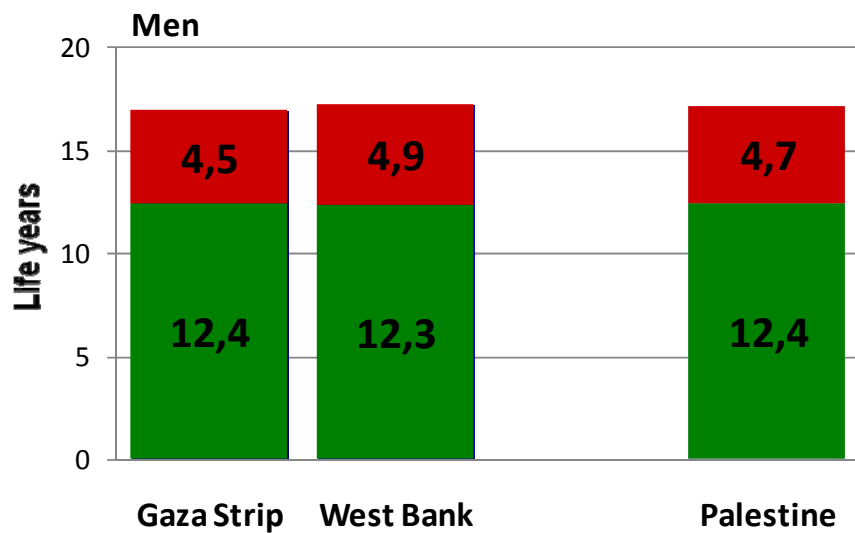
Life years in self-rated good health



# Scope of satisfaction with health



## Life expectancy at age 60 in the Occupied Palestinian Territory 2006 by lifetime satisfied and not satisfied with health



# Discussion

## **Chronic diseases:**

- Women live longer, but with disease.
- Slight differences among men and between regions, but noticeable differences among women and between regions.

## **Disability:** No sex differences among 20+ and also 60+.

- Both 20+ and 60+ live with same years of disability.
- significant differences between regions.

## **Self- rated health and scope of satisfaction:** they are and even expected healthy life values are going into consistency.

- No significant differences between regions.
- There is a difference between men and women.

# Strength and Limitation

- A new series of the survey is under processing for year 2010. repeating health expectancy exercise is necessary for comparison.
- Life tables based on censuses and population projections; health inequalities is an issue in Palestine.
- Self-rated health and scope of satisfaction are only for 60+.



Thank you for  
your attention!