

# Are religion and spirituality determinants of differential health expectancy across Europe?

Gillian Libby

Institute of Health & Society, Newcastle University

# Team

## **Funding:**

The John Templeton Foundation (ID 57521)

*‘Linking spirituality and religiosity to life and health expectancy: A global comparative study’*

## **Project Team:**

Carol Jagger, Zachary Zimmer, Yasuhiko Saito, Chi-Tsun Chiu, Mary Beth Ofstedal, Florencia Rojo, Gillian Libby, Veronica Bacher

# Aims

- 1) Determine the association between religiosity and spirituality, and self reported health *in individual European countries*
- 2) Assess contribution of religiosity and spirituality to variation in HLE *between European countries*

# Plan

- Data - European Values Study ([www.europeanvaluesstudy.eu](http://www.europeanvaluesstudy.eu))
- Principal component analysis
- Meta regression
- Conclusions

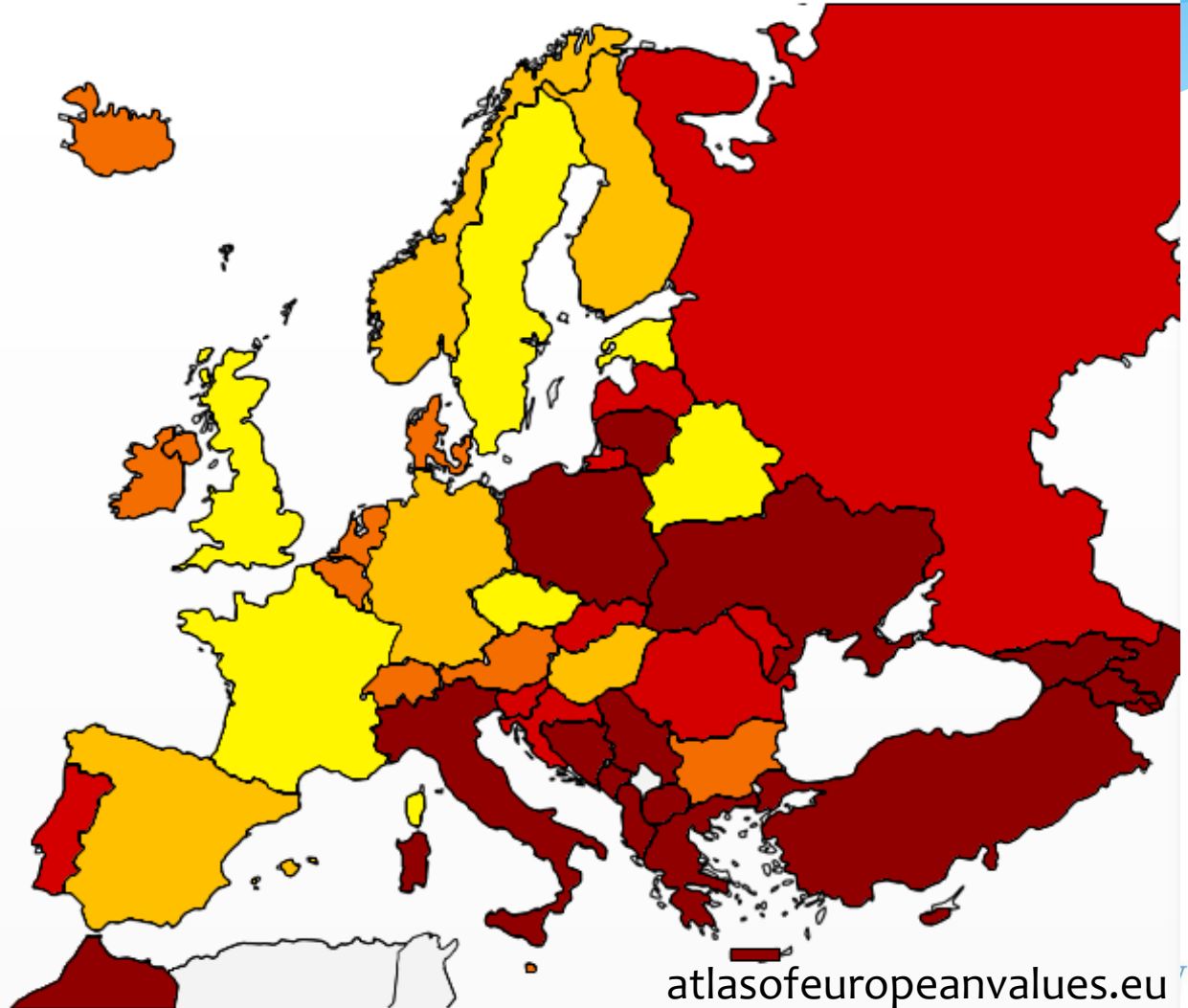

# European Values Survey (EVS)

- 4 waves 1981 – **2008**
  - *large scale*
  - *cross national*
  - *basic human values*
- 47 European countries
- Ages 15-108 years
- **N=67,786**
- 1 question - self reported health (SRH)
  - Responses: **very good/good/fair/poor/very poor**
- 30 questions - religiosity and spirituality

Question	Response
Please say, for each of the following, how important it is in your life. Religion	1 – very important/ 2 – quite important/3 – not important/4 - not at all important
Do you belong to a religious denomination?	1 – Yes/2 - No
Were you ever a member of a religious denomination?	1 – Yes/2 - No
Apart from weddings, funerals and christenings, about how often do you attend religious services these days?	1 – more than once week/ .../ 5 – once a year/6 – less often/7 – never, practically never
Apart from weddings, funerals and christenings, about how often did you attend religious services when you were 12 years old?	1 – more than once week/ .../ 5 – once a year/6 – less often/7 – never, practically never
Independently of whether you go to church or not, would you say you are ...	1 – a religious person / 2 – not a religious person/ 3 – a convinced atheist
Please choose a number on the card to describe how true this statement is for you? I have my own way of connecting with the Divine without churches or religious services	1 – not at all/.../5 – very much
Whether or not you think of yourself as a religious person, how spiritual would you say you are, that is how strongly are you interested in the sacred or the supernatural?	1 – very interested/ 2 – somewhat interested/ 3 – not very interested/ 4 – not at all interested
And how important is God in your life? Please use this card to indicate - 10 means very important and 1 means not at all important	1 – 10
Do you find that you get comfort and strength from religion or not?	1 – Yes/2 – No
Do you take some moments of prayer, meditation or contemplation or something like that?	1 – Yes/2 – No
How often do you pray to God outside of religious services?	1 – every day/ .../5 – several times a year/6 – less often/7 – never
How much do you agree or disagree with each of the following: Politicians who do not believe in God are unfit for public office Religious leaders should not influence government decisions	1 – agree strongly/2 – agree/3 – neither agree or disagree/4 – disagree/5 – disagree strongly

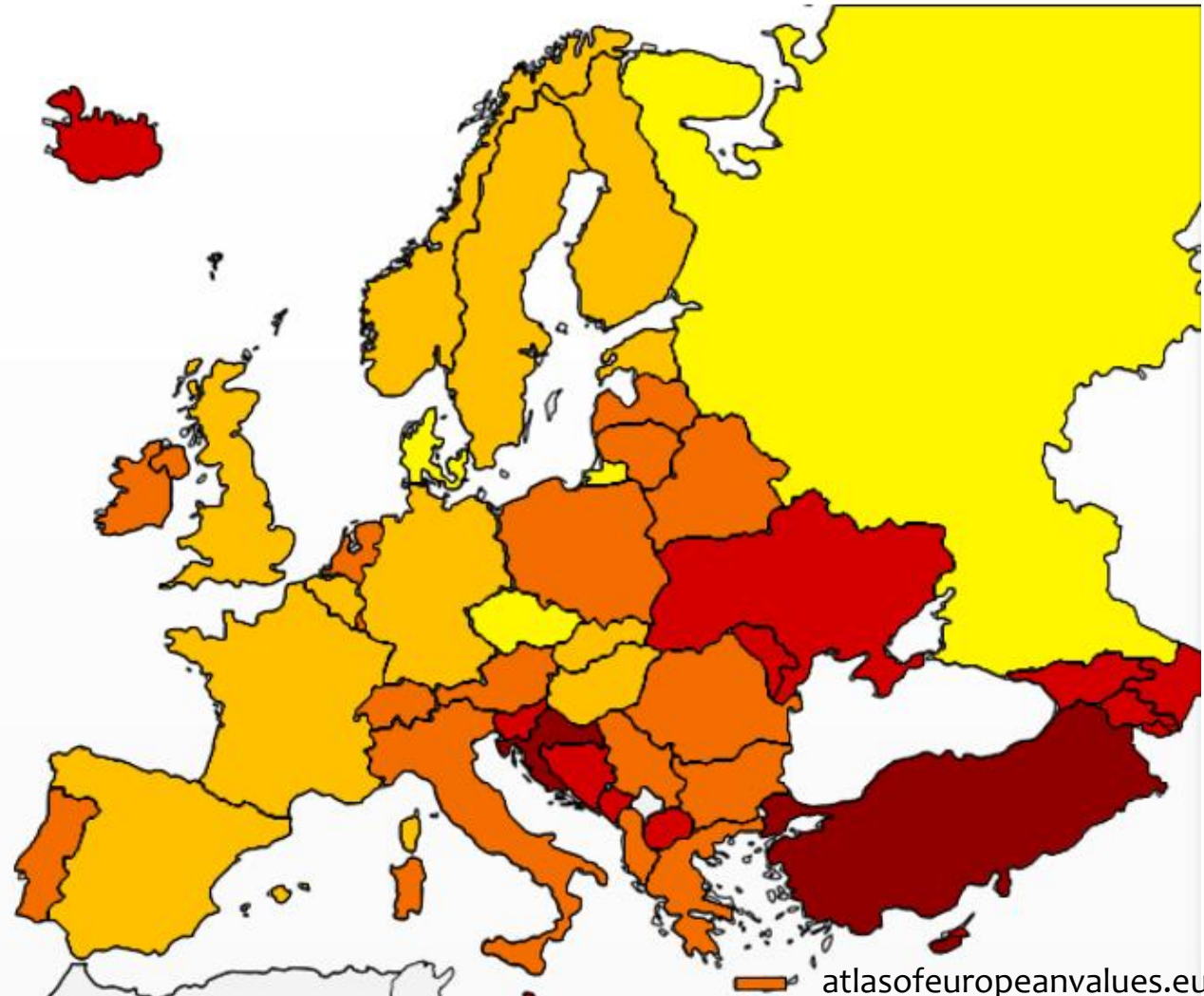
# Religiosity (EVS)

Independently of whether you go to church or not, would you say you are a religious person (%)



# Spirituality

Whether or not you think of yourself as a religious person, how spiritual would you say you are? (% very or somewhat interested)





# Methods

- Principal Components Analysis (Polychoric)
  - Reduce dimensionality of the data
  - Polychoric as responses nominal, binary or ordinal
  - Calculate religiosity component score for each person
    - main component loadings x question responses
- SRH and components of religiosity
  - Ordinal regression models adjusted for age and sex
- HLE – Sullivan method
  - Contribution of religiosity and spirituality to HLE variation between countries - Meta regression

# EVS study characteristics

- 47 countries (- Kosovo, Northern Cyprus)
- 20 – 108 years
- 99.2% complete data on religiosity and spirituality
- N=64,797 (44.4% male)

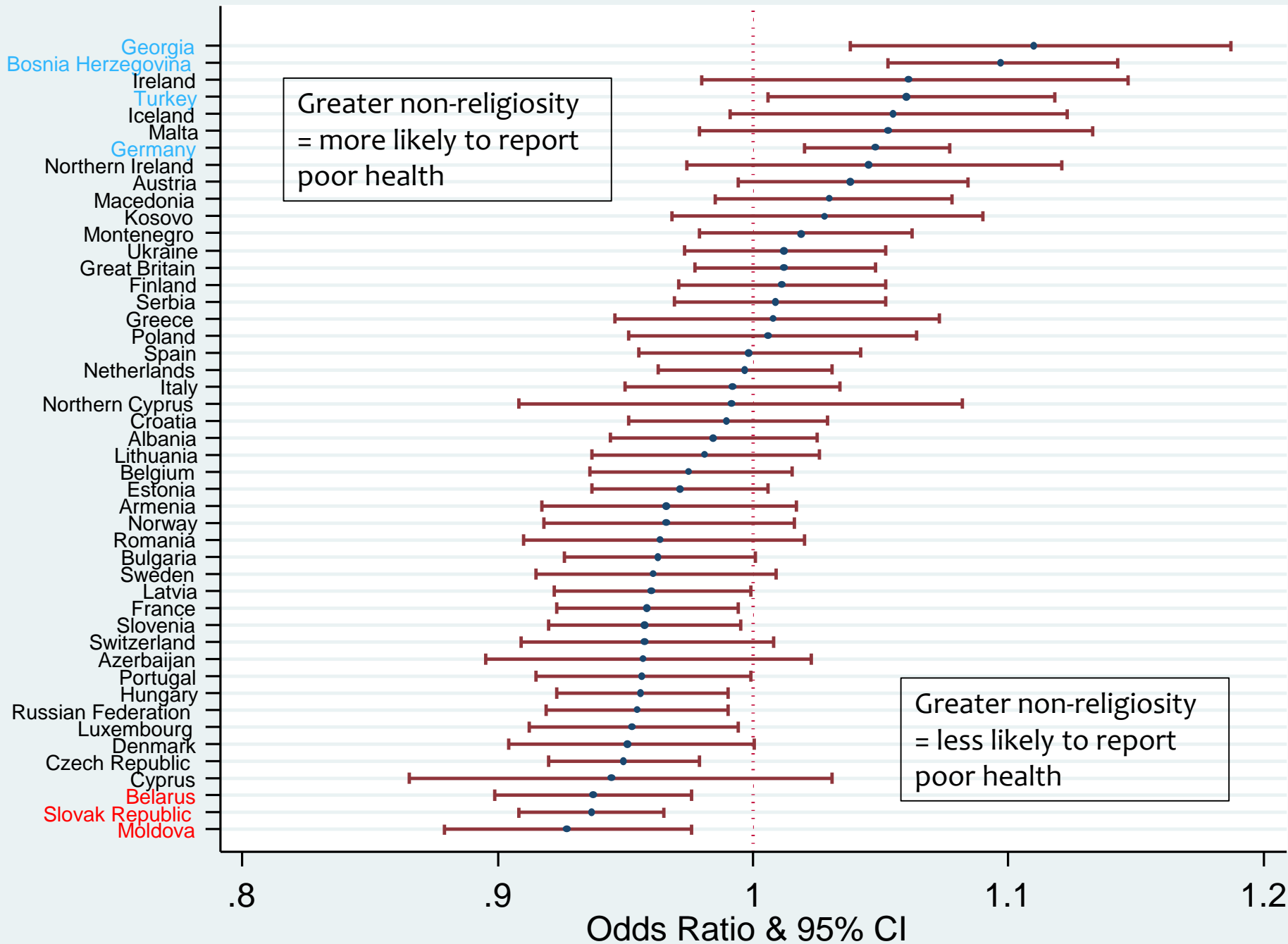
	Reporting of fair / poor / very poor health
Overall	40%
Women vs men	OR* = 1.35 (95% CI 1.31-1.39)
50+ vs <50 years	OR* = 3.52 (95% 3.1-3.64)

\*compared to very good/good health

# PCA Results

- 4 component model
  - 1<sup>st</sup> – *importance of religion v statement of beliefs*
  - 2<sup>nd</sup> – *belief church provides answers to spiritual and everyday problems*
  - 3<sup>rd</sup> – *belonging to religious denomination and importance of religious services for life events*
  - 4<sup>th</sup> – *religious attendance and belief in an afterlife*
- Described 68% of variance (1st component 53%)
- Results rotated for clearer pattern in component loadings
- For all components increasing score – less religious/spiritual

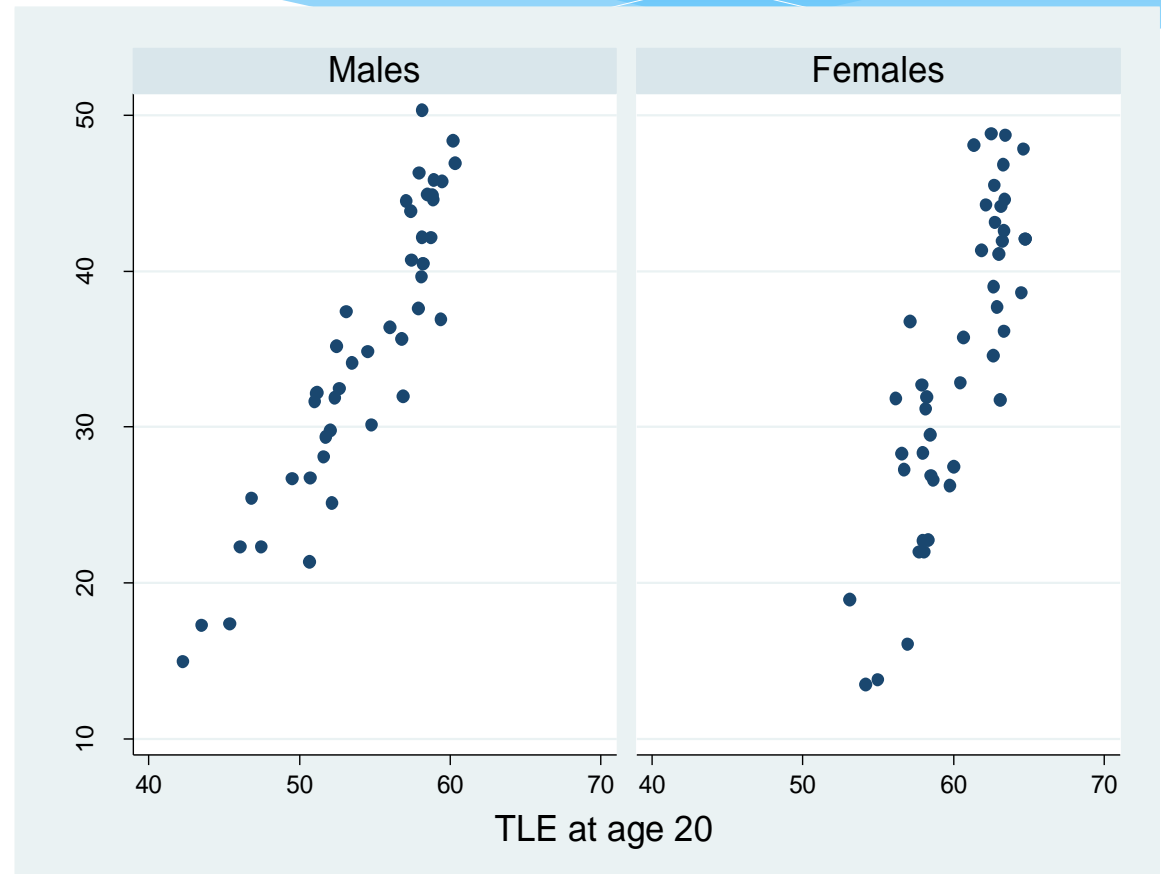
	Component			
	1	2	3	4
how important in your life: religion (Q1F)	.219	-.020	-.048	.117
do you belong to a religious denomination (Q23)	.150	.036	-.289	.094
did you belong to a religious denomination (Q24)	.093	-.040	.547	.114
how often attend religious services (Q25)	.218	-.012	-.052	.246
how often attend religious services 12 years old (Q26)	.261	.119	.117	.403
how important to hold religious service: birth (Q27A)	-.034	.023	.399	-.048
how important to hold religious service: marriage (Q27B)	-.085	.024	.345	-.089
how important to hold religious service: death (Q27C)	-.094	.027	.329	-.037
are you a religious person (Q28)	.213	.013	-.129	-.010
church answers to: moral problems (Q29A)	.005	.474	.025	.031
church answers to: family life problems (Q29B)	-.011	.487	-.025	-.001
church answers to: spiritual needs (Q29C)	.001	.432	.029	.023
church answers to: social problems (Q29D)	-.006	.478	-.050	-.024
do you believe in: God (Q30A)	-.240	-.022	.119	.047
do you believe in: life after death (Q30B)	-.272	.016	-.175	.212
do you believe in: hell (Q30C)	-.235	.081	-.073	.076
do you believe in: heaven (Q30D)	-.250	.056	-.066	.075
do you believe in: sin (Q30E)	-.215	.078	-.028	.064
do you believe in: re-incarnation (Q31)	-.127	-.027	-.150	.550
statement of beliefs (Q32)	.233	.010	-.022	.012
own way of connecting with the divine (Q33)	-.156	-.231	.052	.232
how spiritual are you (Q34)	.235	.019	.130	-.134
your view on religions (Q35)	.170	-.043	-.087	.028
how important is God in your life (Q36 reverse coded)	.230	.021	-.035	.005
do you get comfort and strength from religion (Q37)	.226	-.045	-.068	-.023
do you take moment of prayer/meditation (Q38)	.268	.001	.074	-.012
how often do you pray to God outside religious services (Q39)	.281	.024	.031	.069
believe in lucky charm for protection (Q40)	.049	-.001	.222	.517
opinion: politicians unfit to hold office if don't believe in God (Q41A)	.081	-.092	-.131	-.108
opinion: religious leaders should not influence government decisions (Q41B)	-.010	.128	.061	-.054



Odds ratio of reporting poorer health for a one unit increase in component score 1

# Meta regression results 1

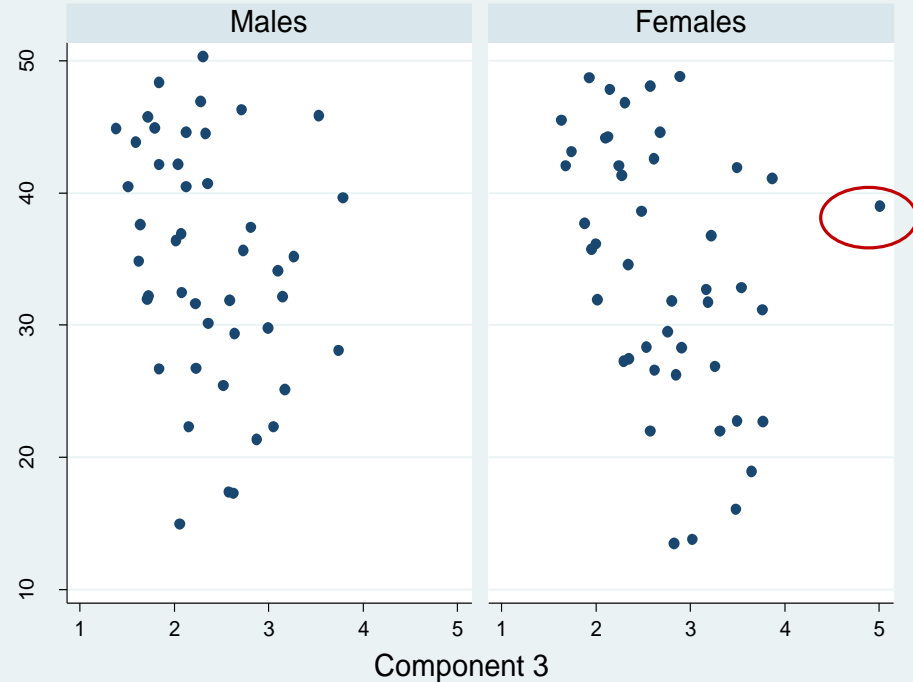
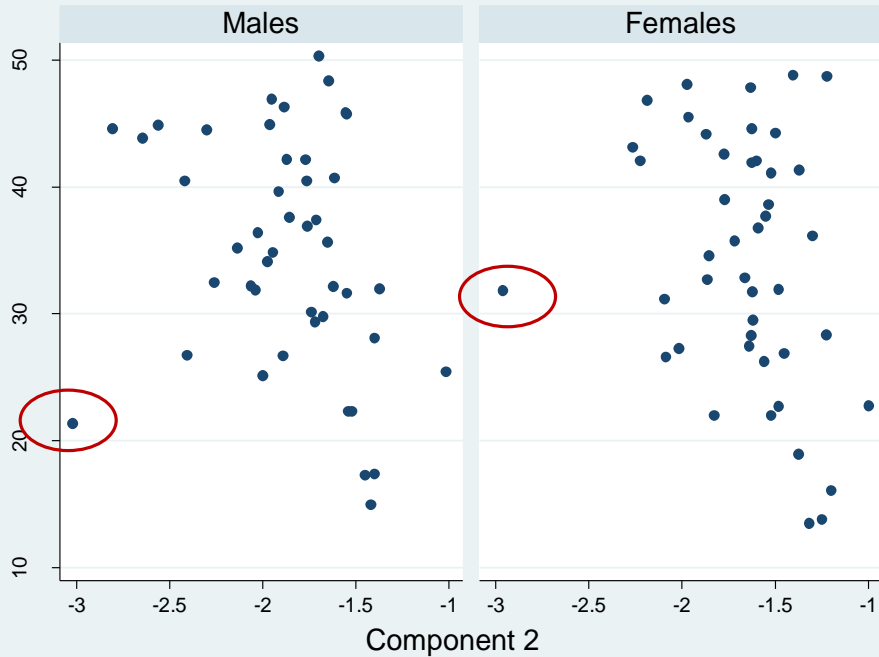
- \* Meta-regression
- \* HLE at age 20 (healthy=very good + good health)
- \* Mean of each component score for each country



# Meta regression results 2

Component		Coeff (95% CI)	P-value
1 ( <i>importance of religion v beliefs</i> )	M	-1.22 (-6.52 to 4.08)	0.6
	F	-.859 (-8.58 to 6.86)	0.8
2 ( <i>church provides answers to spiritual and everyday probs</i> )	M	-7.41 (-14.14 to -.669)	0.03
	F	-9.39 (-18.01 to -.760)	0.03
3 ( <i>belong to religious denomination/ importance of religious services</i> )	M	-3.67 (-8.26 to .922)	0.10
	F	-5.43 (-9.40 to -1.46)	0.009
4 ( <i>religious attendance and belief in an afterlife</i> )	M	-2.75 (-10.05 to 4.54)	0.4
	F	-4.56 (-13.20 to 4.09)	0.2

# Meta regression results 3





# Conclusions

- Wide variability in religiosity and spirituality across Europe
- PCA found 4 main components broadly assessing: (1) importance of religion in life, (2) whether the church addresses everyday issues, (3) belonging to religious denomination, and (4) religious attendance
- Components 2 and 3 (women only) significantly explained some of the variation in HLE at age 20 across 45 countries
- More negative scores (greater religiosity) – higher HLE20

# Are religion and spirituality determinants of differential health expectancy across Europe?

Gillian Libby ([gillian.libby@newcastle.ac.uk](mailto:gillian.libby@newcastle.ac.uk))

Carol Jagger, Zachary Zimmer, Yasuhiko Saito,  
Chi-Tsun Chiu, Mary Beth Ofstedel, Florencia  
Rojo, Veronica Bacher