

The pains of a longer life: Gender differences in life expectancy free from joint pain at age 65 in Sweden

Pär Schön, Neda Agahi, Mats Thorslund,
Ingemar Kåreholt, Marti G. Parker

Aging Research Center
Karolinska institut
Stockholm University

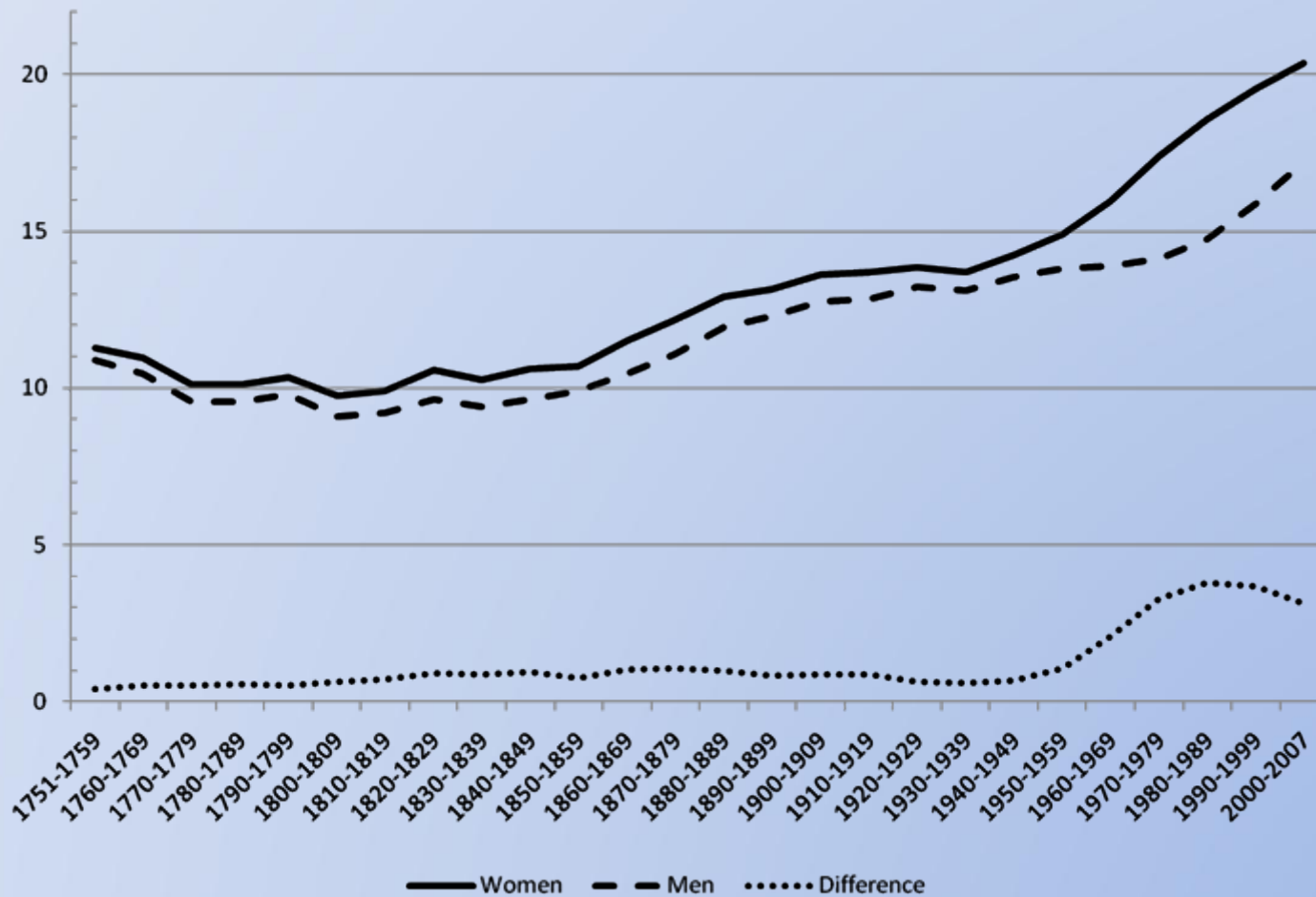


Objectives

- A. Describe the number of years spent with and without joint pain in relation to LE at 65 years (PFLE)
 - for 1991/1992 and for 2000/2002
 - for women and men

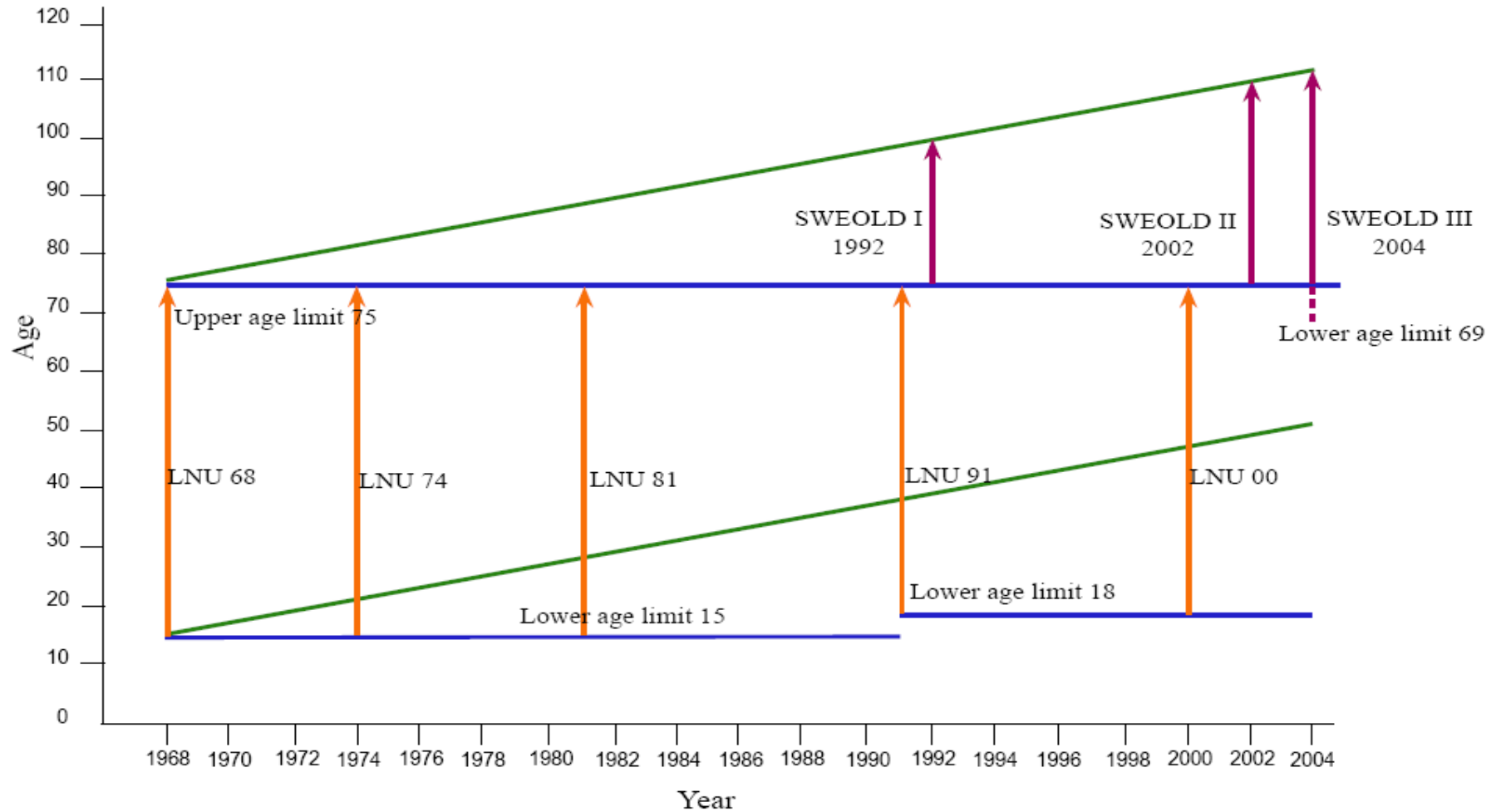
- B. Has PFLE changed between 1991/1992 and 2000/2002?
 - for women and men

Life expectancy at age 65 in Sweden



Source: Statistics Sweden

LNU & SWEOLD



LNU & SWEOLD

sample description

| | 1991/92 | 2000/02 |
|--------------------------------------|---------|---------|
| LNU Ages 65-75 Response rates | 73% | 72% |
| SWEOLD Ages 77+ Response rates | 95% | 84% |
| Total n | 1,305 | 1,247 |

LE at age 65

- 1991/92
 - Women: 20.0 years
 - Men: 15.9 years
- 2000/02
 - Women: 20.6, increase of 0.6 years
 - Men: 17.2, increase of 1.3 years

Have you had any of the following diseases or conditions during the last 12 months?

- Pain in shoulders
- Pain or ache in the back, hips, sciatica
- Pain/ache in hands, elbows, legs or knees
- Alternatives:
 - No
 - Yes, slight
 - Yes, severe

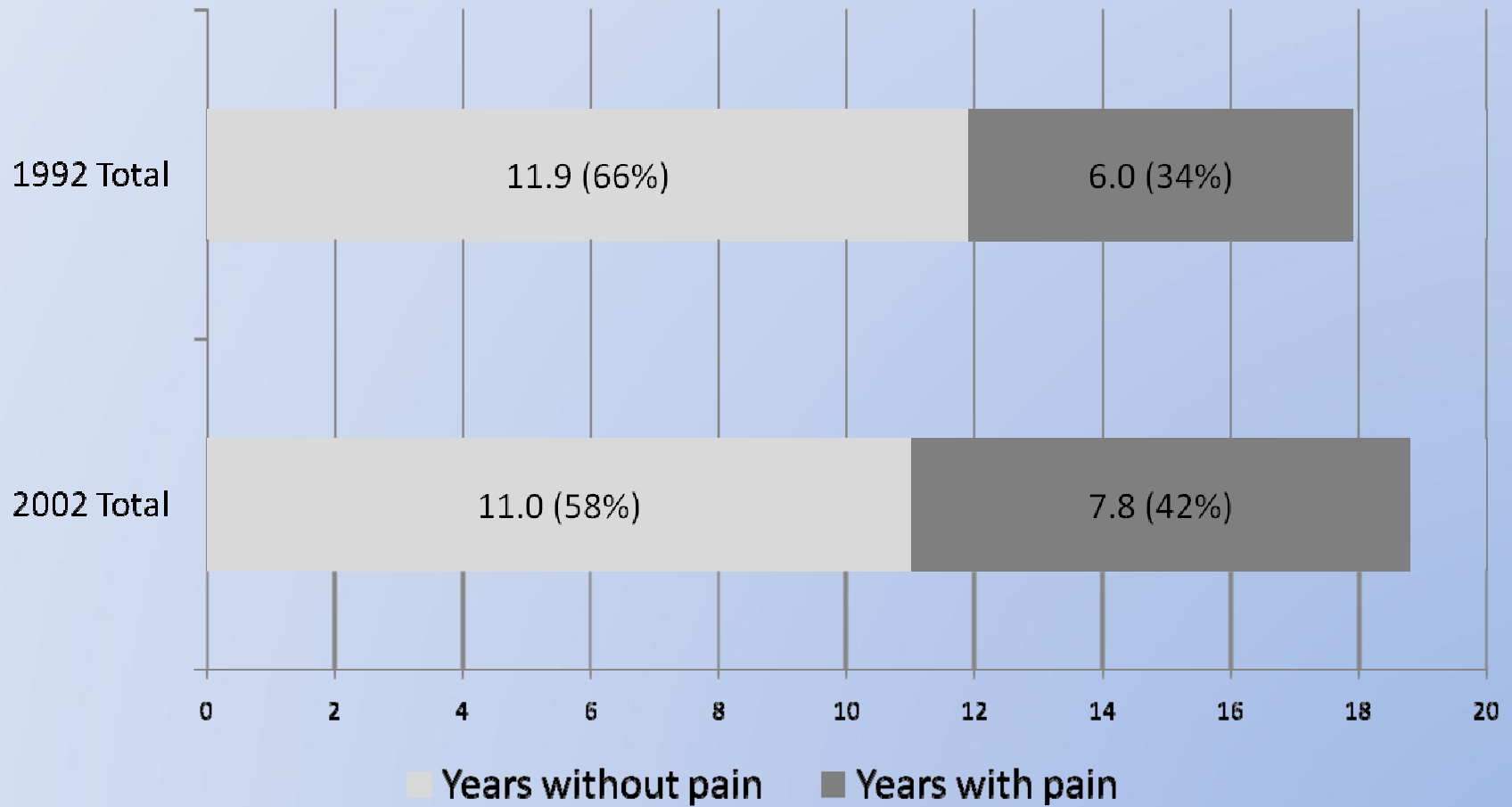
Pain reports

| | 1991/92 | 2000/02 |
|-------|---------|---------|
| Women | 38.9 | 48.7 |
| Men | 25.1 | 32.5 |

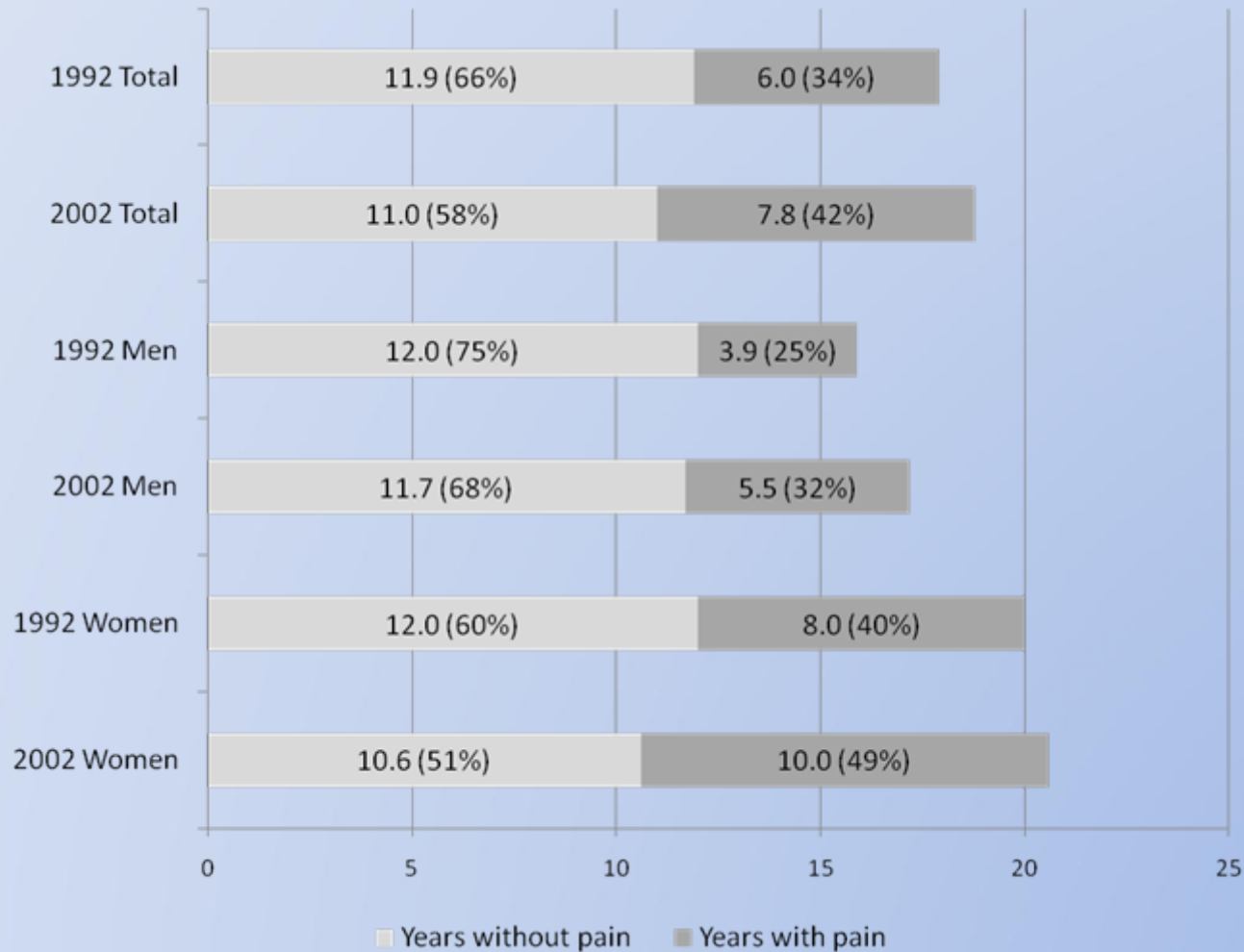
Significant gender differences in pain reports for most age groups.

Significant increase in reports over time.

Estimated PFLE at age 65 in 1991/92 and 2000/02



Estimated PFLE at age 65 in 1992 and 2002



Conclusions

- The years added to life during the 1990s consisted of years with joint pain.
- For women, years without pain decreased.

Pain: the ultimate subjective measure

- Reporting?
- Expectations?
- Association with care utilization?
- Association with morbidities?
- Pain medication?



Thank you!

