

23rd REVES meeting

Paris, May 25-27th, 2011

Health expectancy in Palestine 2006

Khaled MA Qalalwa, Palestinian Central Bureau of Statistics

Marwan Khawaja, UN Economic and Social Commission for Western Asia

Henrik Brønnum-Hansen, National Institute of Public Health



Palestinian National Authority

Palestinian Central Bureau of Statistics



Agenda

- History of Palestine
- Sociodemographic indicators
- Family Health Survey 2006
- Survey Questions
- Health Expectancy Estimations
- Discussion

Palestinian and Jewish land 1946



Palestinian loss of land 1946 to 2000

UN Partition plan 1947

Palestinian and Jewish land 1946



Palestinian loss of land 1946 to 2000

Palestinian and Jewish land 1946

UN Partition plan 1947

1949 - 1967



Palestinian loss of land 1946 to 2000

Palestinian and Jewish land 1946

UN Partition plan 1947

1949 - 1967

2000



Palestinians Have Two Cancers; The Cancers of Settlement and disease

- Total area 27,000 Km².
- Israel control 6% before UN resolution for partition of Palestine in 1947.
- UN resolution gave Israel 50%.
- Separation Wall swallows 13%
- Now, Israel control 85%.
- Gaza is the most crowded area over the World (about 4300 individuals per km², while in Israel it is 350 individuals).

Sociodemographic Indicators (2006)

- Total Population: 3,611,998
- Half of population is under 14 years and 3% over 60+
- Crude Birth Rate:36.7
- Crude Death Rate:3.9
- Child Mortality Rate: 28.7
- Life Expectancy at Birth M\F:71.7\73.2
- Total Fertility Rate:4.6
- Maternal Mortality Rate: 30-40
- Illiteracy Rate: 6.5%
- GDP (\$ million): 4,322.3
- Health Expenditure out of GDP: 14%

Family Health Survey(2006)

- Sample size : 13,238 households
- Women 15-54 years : 10,830
- Children under five: 10,318
- Youth 15-29 years: 7,470
- Elderly 60+: 1,722
- Response rate: 88%
- Four models questionnaire; household model, chronic disease and reproductive health model, youth not married model, and elderly model.

Survey Questions

- **Chronic diseases:** Does (name) have any disease according to a medical diagnosis and receive treatment continuously? (20 diseases)
- **Disability:** Does (name) have any physical or mental condition or any other health condition lasting or may last for 6 months or more, which restricts his/her ability to carry out daily life activities in a regular way as a normal person in the same age?
- **Self- rated health:** how do you evaluate you health status in general? (excellent, very good, moderate, less than good, bad)
- **Scope of Satisfaction :** To which extent you are satisfied with your health status? (very satisfied, satisfied, not satisfied and not unsatisfied, unsatisfied, very unsatisfied)

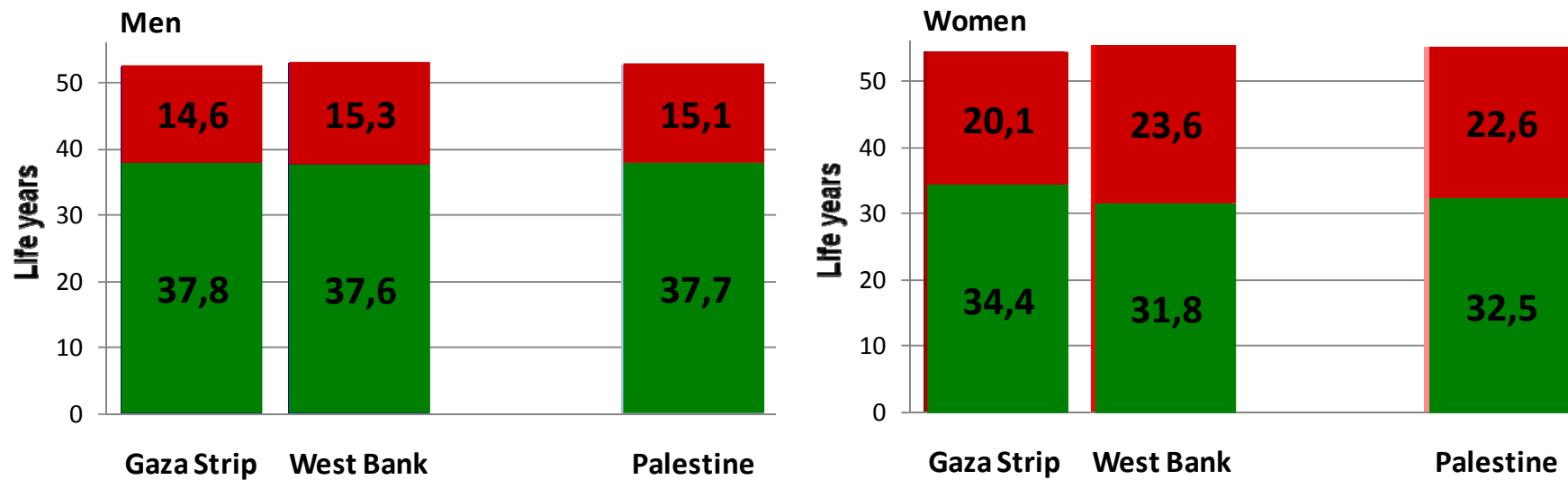
Method for Health Expectancy estimation

The Sullivan method



Chronic disease

Life expectancy at age 20 in the Occupied Palestinian Territory 2006 by lifetime without and with chronic disease

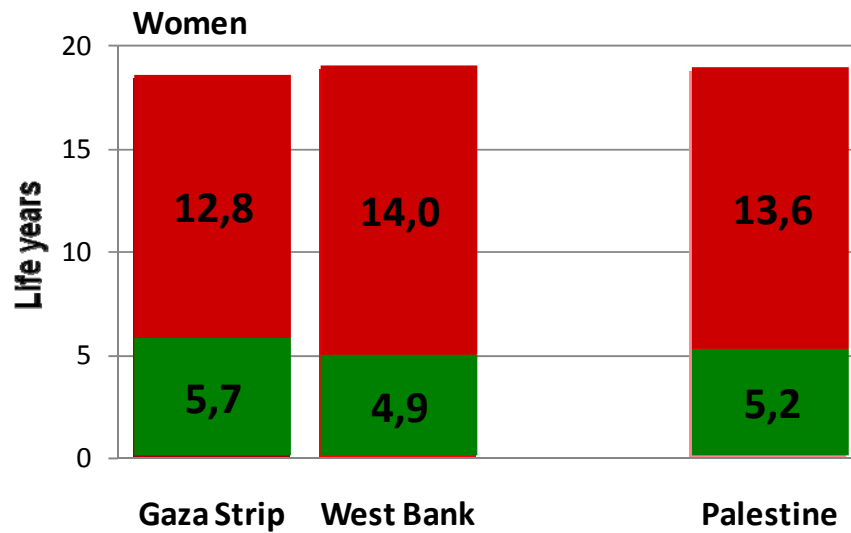
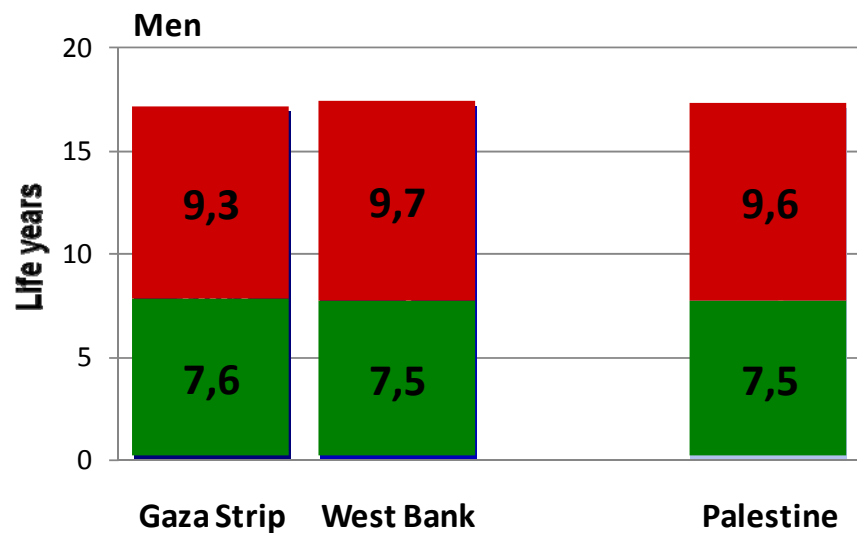


Life years with chronic disease



Life years without chronic disease

Life expectancy at age 60 in the Occupied Palestinian Territory 2006 by lifetime without and with chronic disease



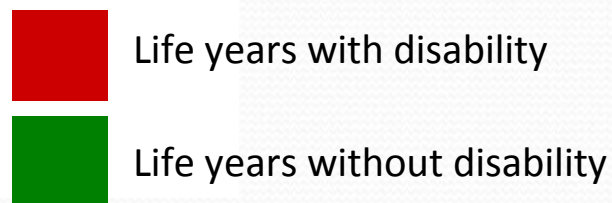
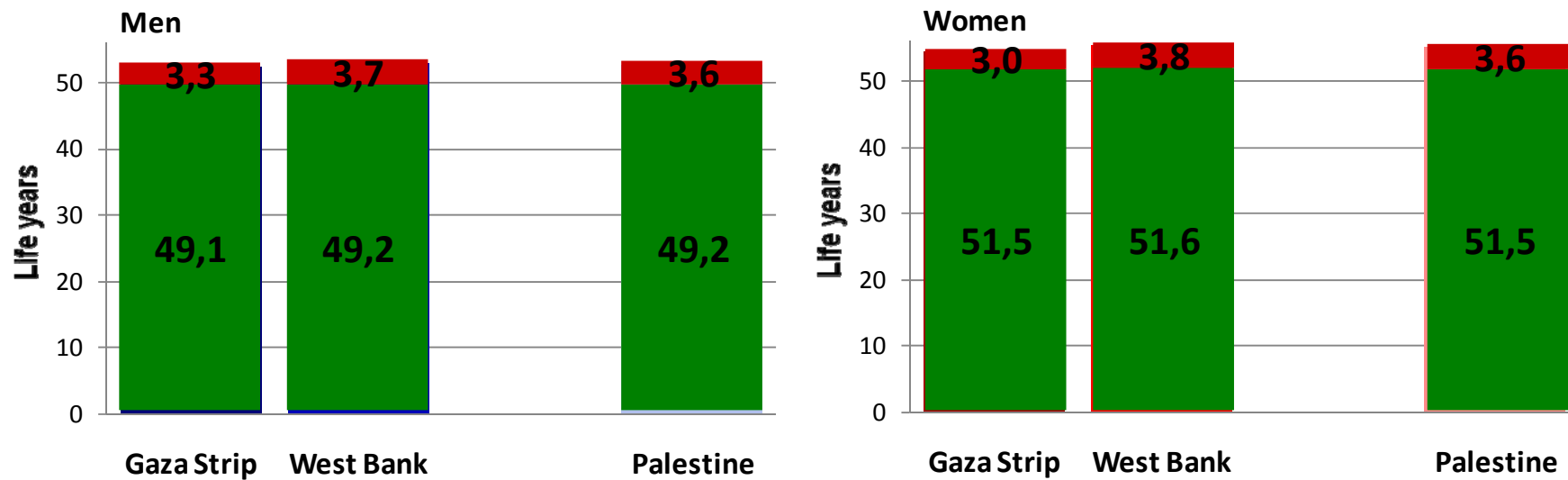
Life years with chronic disease



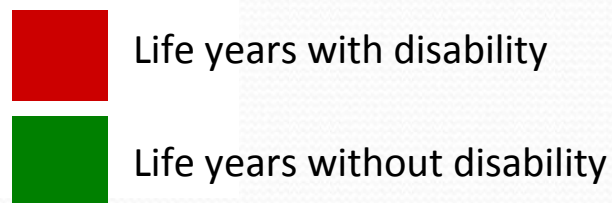
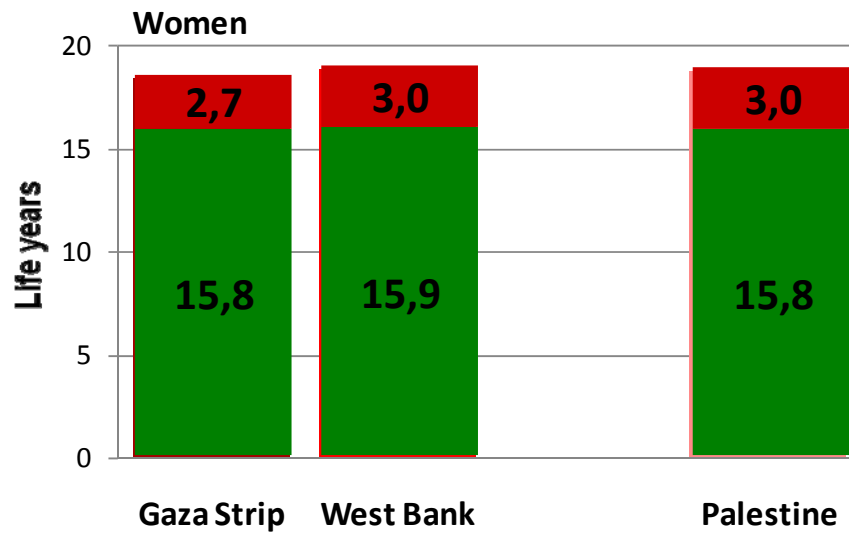
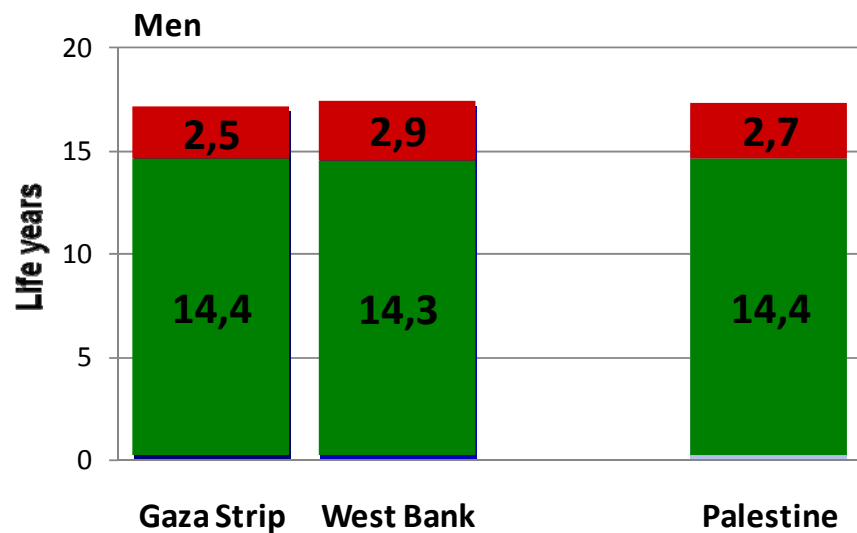
Life years without chronic disease

Disability

Life expectancy at age 20 in the Occupied Palestinian Territory 2006 by lifetime without and with disability



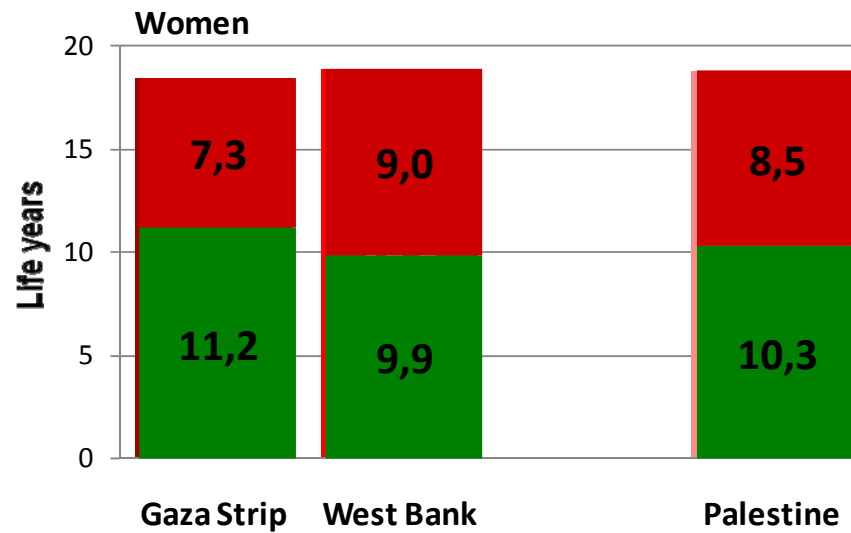
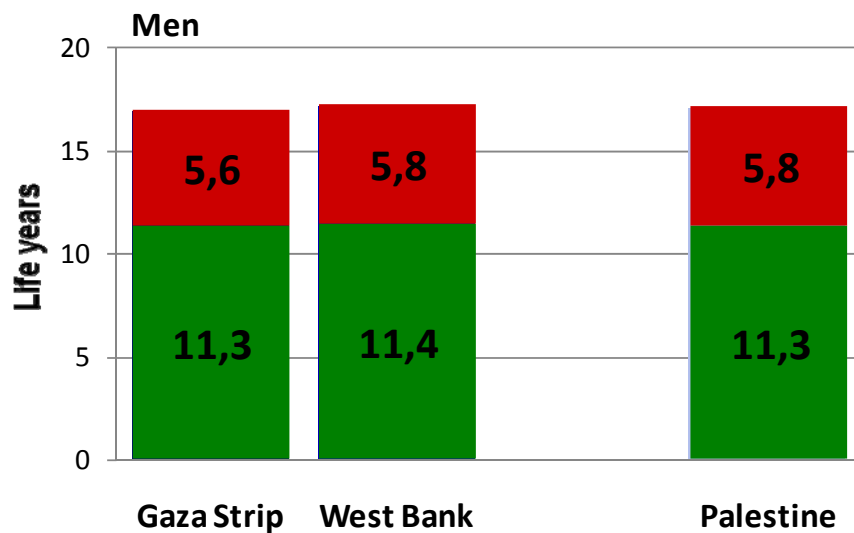
Life expectancy at age 60 in the Occupied Palestinian Territory 2006 by lifetime without and with disability





Self-rated health

Life expectancy at age 60 in the Occupied Palestinian Territory 2006 by lifetime in good and in less than good health



Life years in self-rated less than good health

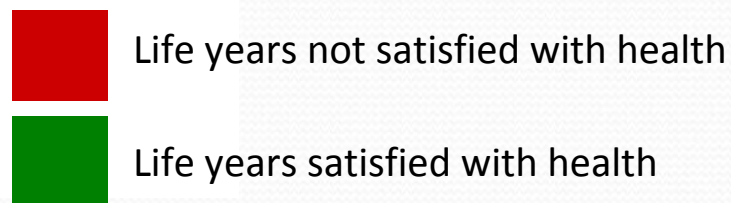
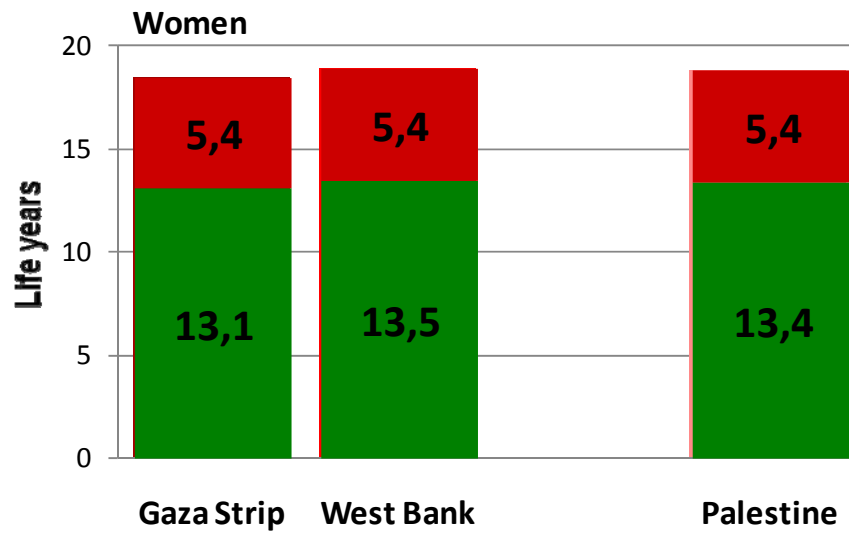
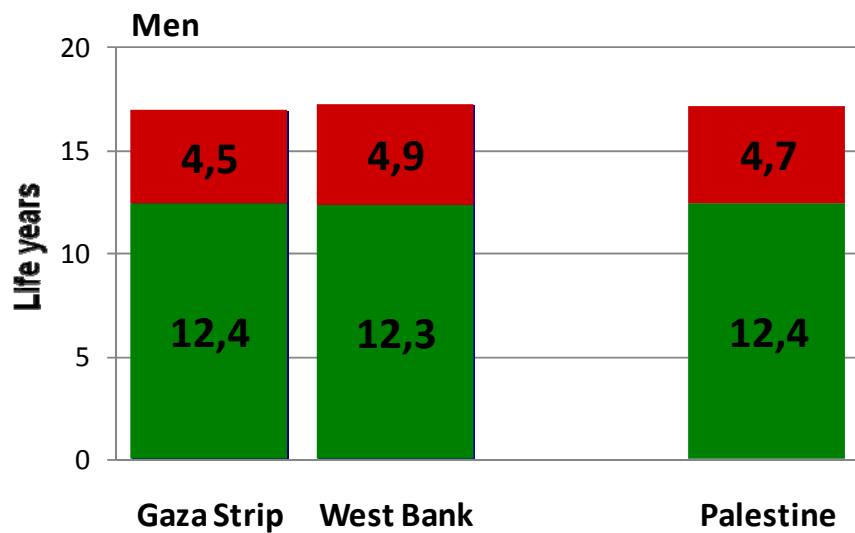


Life years in self-rated good health



Scope of satisfaction with health

Life expectancy at age 60 in the Occupied Palestinian Territory 2006 by lifetime satisfied and not satisfied with health



Discussion

Chronic diseases:

- Women live longer, but with disease.
- Slight differences among men and between regions, but noticeable differences among women and between regions.

Disability: No sex differences among 20+ and also 60+.


- Both 20+ and 60+ live with same years of disability.
- significant differences between regions.

Self- rated health and scope of satisfaction: they are and even expected healthy life values are going into consistency.

- No significant differences between regions.
- There is a difference between men and women.

Strength and Limitation

- A new series of the survey is under processing for year 2010. repeating health expectancy exercise is necessary for comparison.
- Life tables based on censuses and population projections; health inequalities is an issue in Palestine.
- Self-rated health and scope of satisfaction are only for 60+.



Thank you for
your attention!